

## Areawide Diamondback Moth Trapping Network


In response to the Diamondback moth (DBM), *Plutella xylostella* outbreaks in Yuma in 2016, we established a pheromone trap network designed to monitor the activity and movement of adult populations of DBM. PCAs had difficulty controlling DBM in cabbage, broccoli and cauliflower that fall. Traps were initially placed in Roll, Wellton, Dome Valley, Gila Valley and Yuma Valley in locations where cole crops were being grown or in areas where infestations were known to occur that fall. In the 2017 -2018 season we have expanded our network to include traps placed in Texas Hill, Tacna, Roll, Wellton, Dome Valley, Gila Valley, Yuma Valley and in the Bard /Winterhaven area.

The data is not intended to indicate field infestations, as trap data is largely a reflection of adult movement. The data may reflect emergence of adults in adjacent fields with known infestations, or provide an indication that DBM may be moving into fields not previously infested. If nothing else, the data may make PCAs aware of increased pest activity in some areas and encourage intensified scouting in susceptible produce fields.

We have monitored DBM trap activity throughout summer to determine whether DBM is active when brassica hosts are not available. This may give us an indication of the potential for more problems on this year's fall crops. One thing we've learned thus far based on pheromone trapping is that DBM moths are not captured during July and August; understandable since there are not sufficient *brassica* hosts for them to develop and reproduce. It is highly likely that the local populations that show up each fall are immigrants coming into the area via monsoon and other tropical storms. The exception to this would be the outbreaks we experienced in 2016 where the DBM entered fields on infested transplants. In an attempt to better answer this question, in the August/Sep of 2019 we established traps at several sites (n=19) where we could compare trap captures in direct-seeded, transplanted and sites where no brassica crops are being grown. The traps are separated by at least 0.5 mile at each location to minimize movement between crops.

This project is being funded by an Arizona Department of Agriculture, Specialty Crops Block Grant provided by the USDA Agricultural Marketing Service under the award number SCBGP-FB17-42.

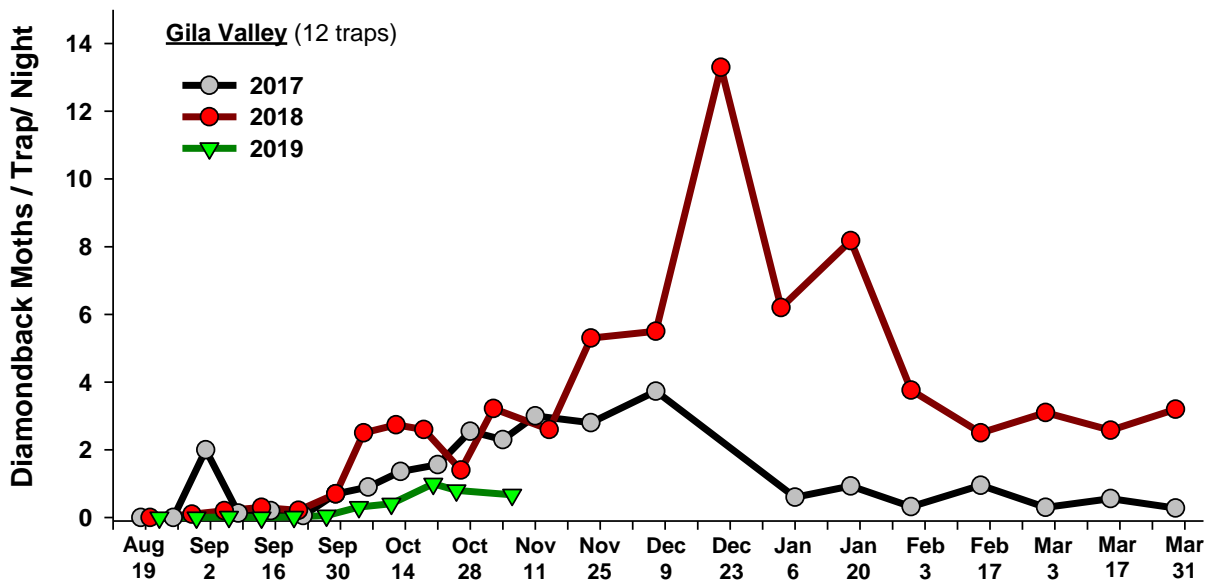
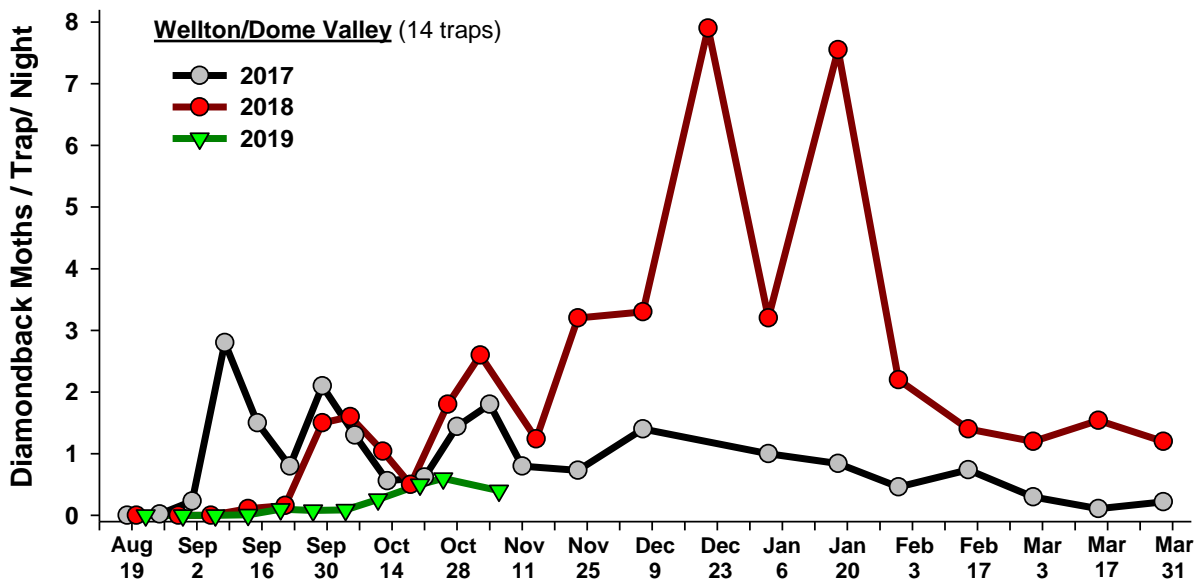
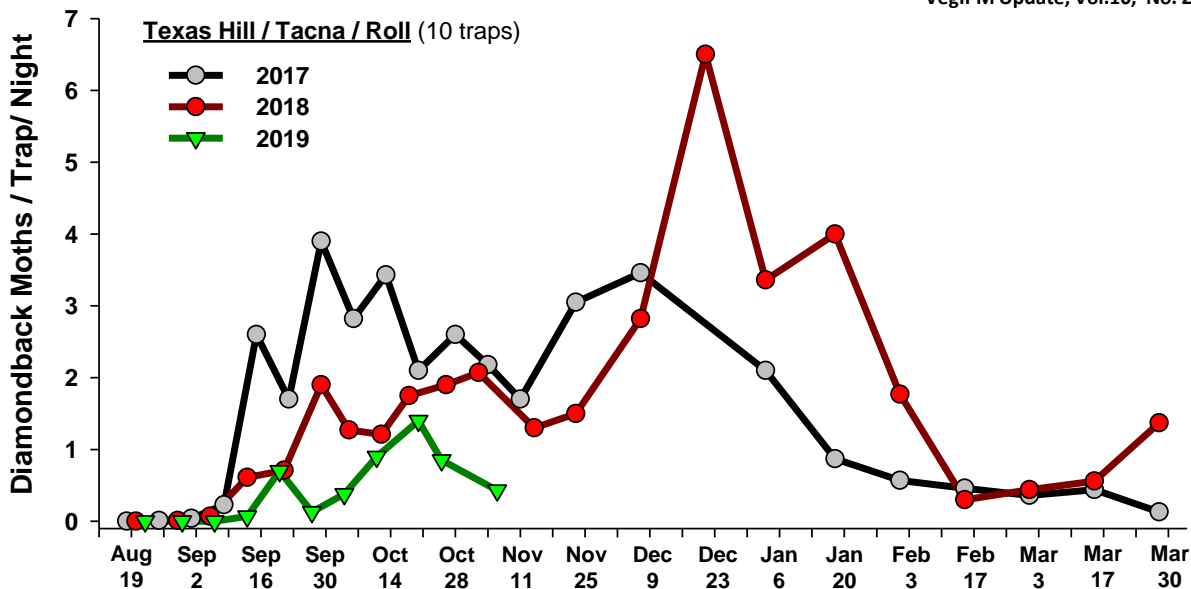
# Area-wide DBM Trapping Network Yuma, Arizona

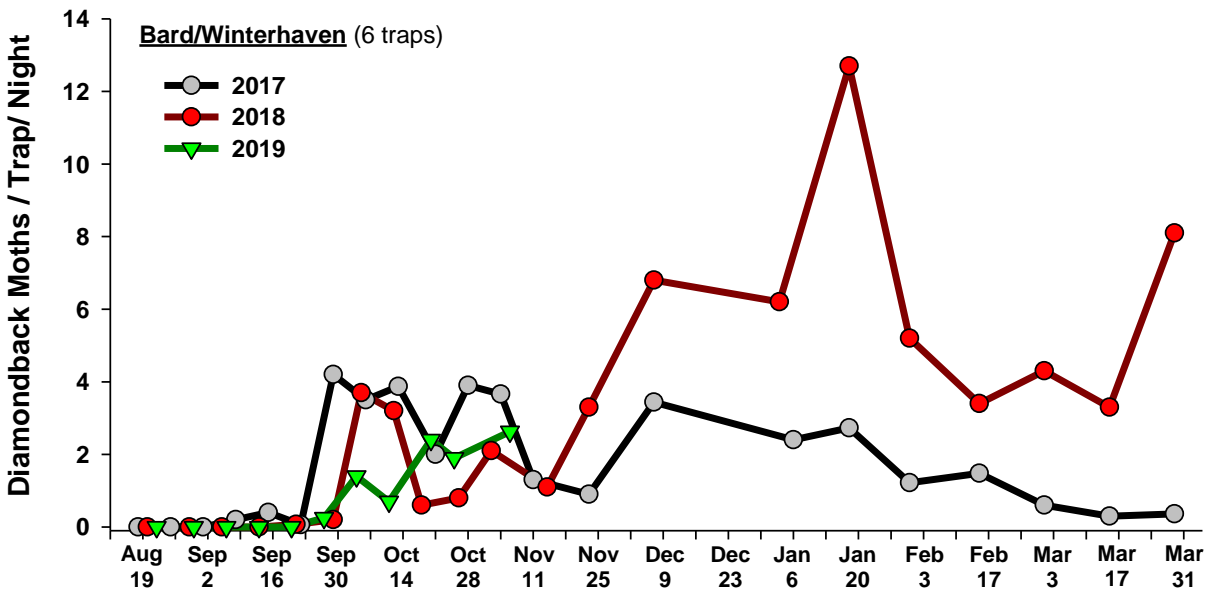
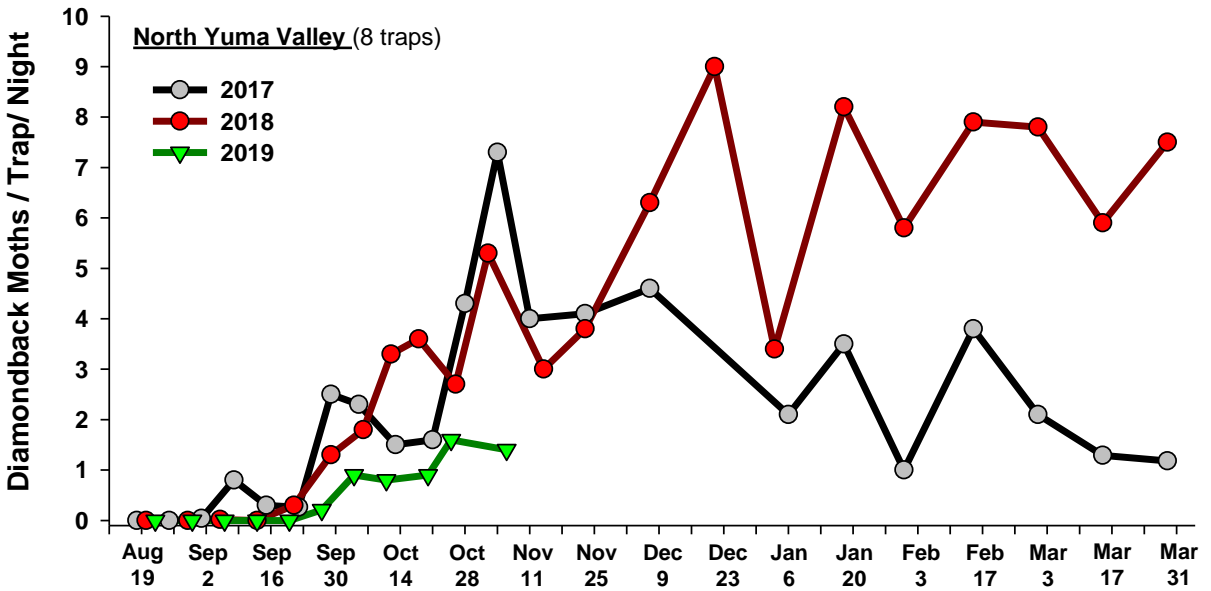
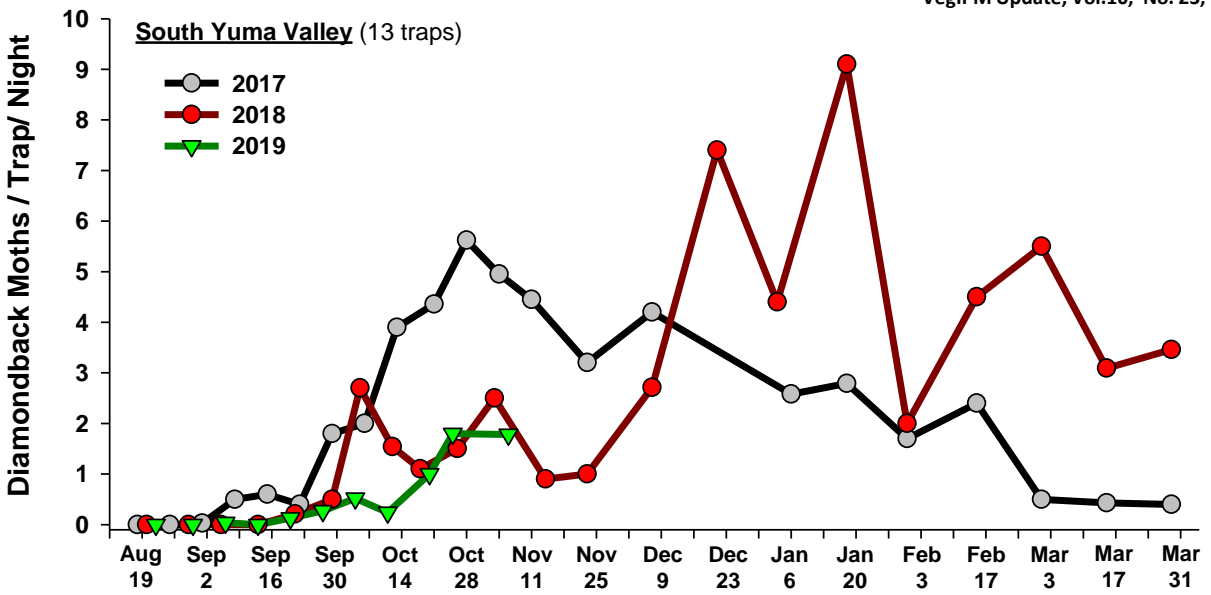


Wing Trap with DBM pheromone lure

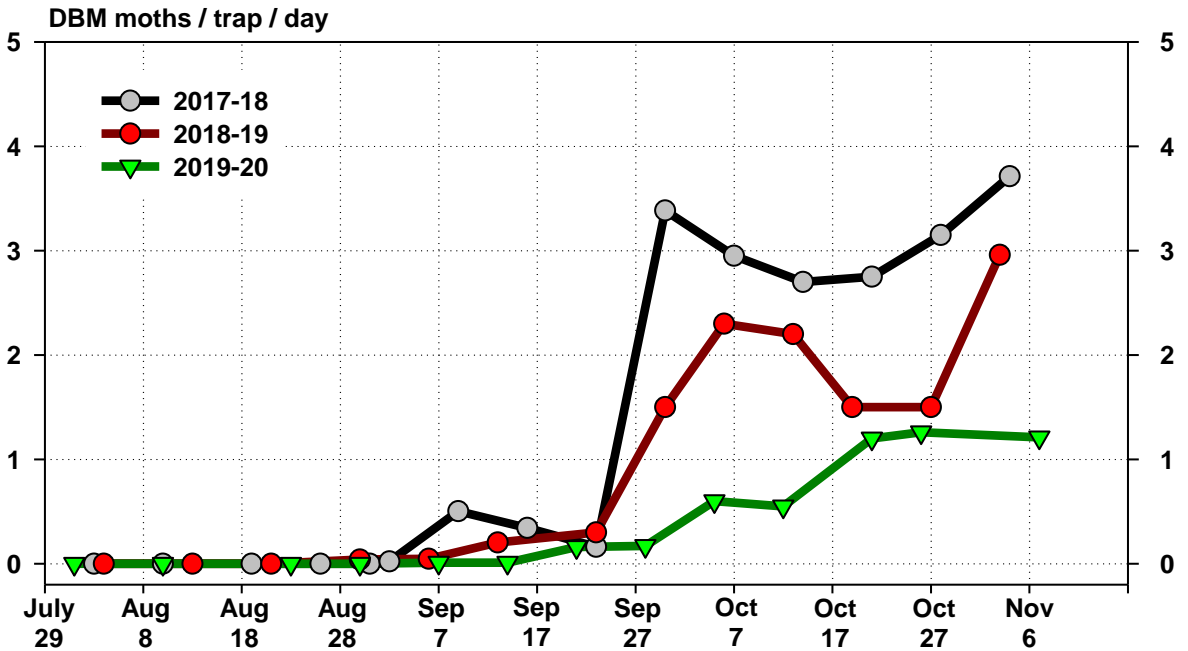
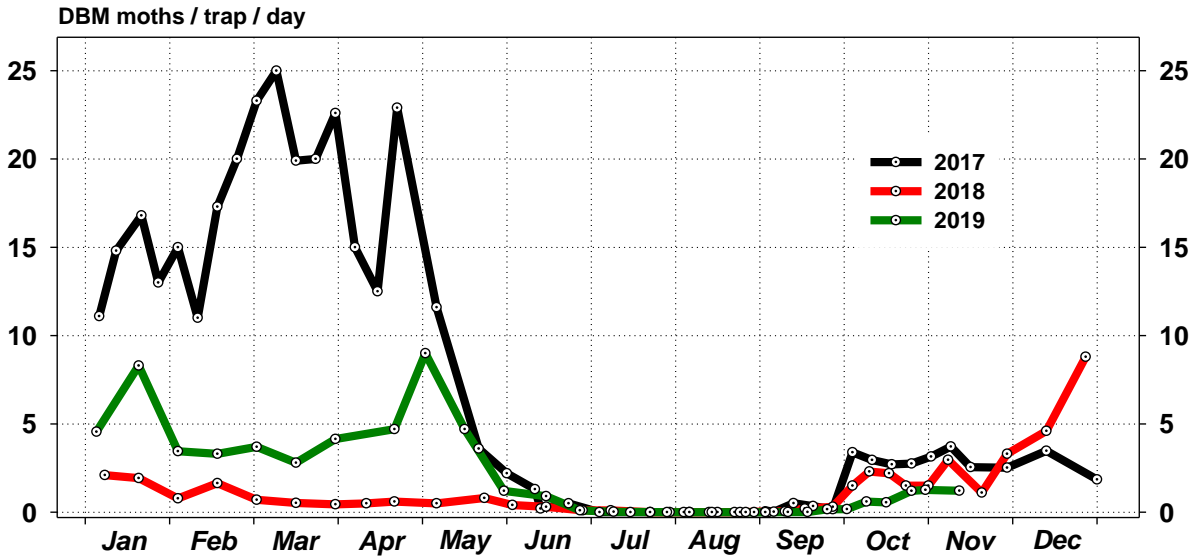


DBM moths captured in trap

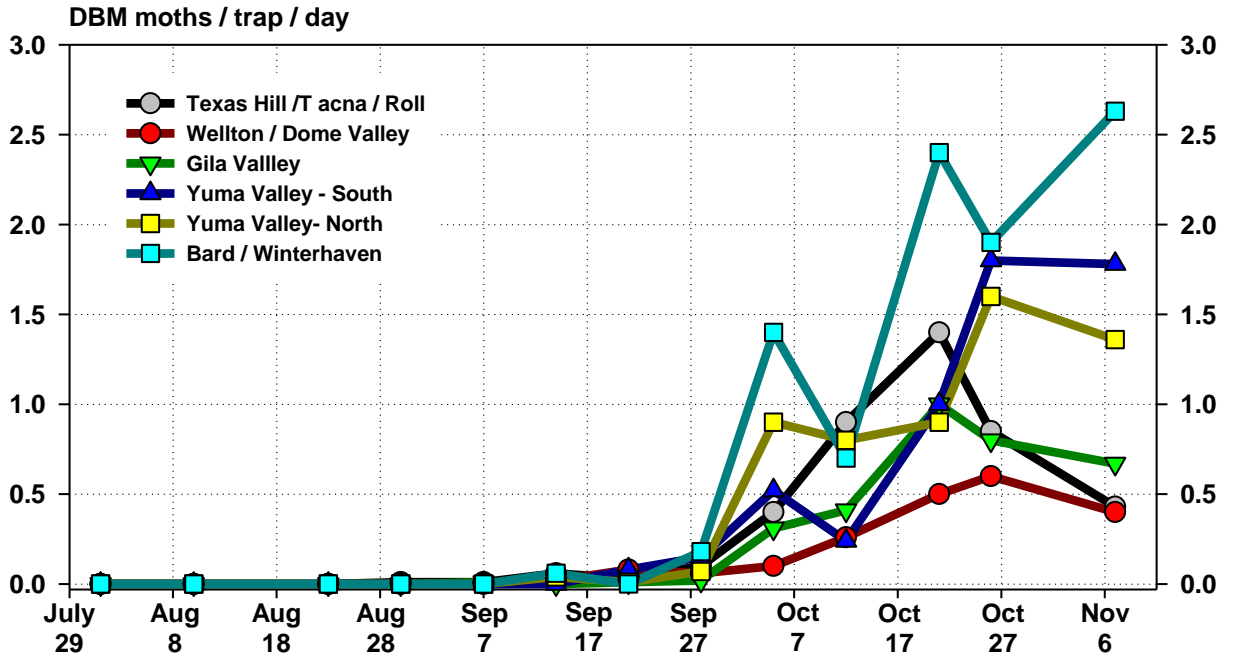




## Seasonal DBM Trap Data, Yuma AZ 2017 vs. 2018 vs. 2019



## Areawide Seasonal DBM Trap Data 2019



# Comparison of DBM Trap Captures Between Direct-seeded and Transplanted Crops

**Average diamondback moths adults captured per night in pheromone traps<sup>1</sup>**

Date	Direct-seeded (broccoli)	Transplanted (cauliflower/cabbage)	Control <sup>2</sup> (No brassica host)
23-Aug	0.0a	0.0a	0.0a
31-Aug	0.0a	0.0a	0.01a
7-Sep	0.01a	0.01a	0.0a
14-Sep	0.03a	0.07a	0.01a
21-Sep	0.08ab	0.27a	0.0b
28-Sep	0.11a	0.19a	0.02b
5-Oct	0.50a	0.40ab	0.11b
12-Oct	0.47a	0.52a	0.04b
21-Oct	1.33a	0.95a	0.1b
26-Oct	1.14a	1.39a	0.11a
7-Nov	1.29a	1.17a	0.04b

<sup>1</sup> Traps were established at 19 locations; host crops at each location were separated by at least 0.5 mile and no further than 1 mile; traps were placed on the edge of each field.

<sup>2</sup> Control traps were placed adjacent to fallow fields, cotton, Sudan grass or alfalfa.  
Means followed by the same letter within a row are not significantly different.

**Mean ± SEM diamondback moths adults captured per night in pheromone traps**

